US Type Forged Screw Pin Anchor Shackle G209/S209



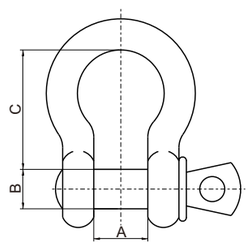

Screw pin anchor shackle meet the requirements of federal specification RR-C-271F type IVA, grade A, class 2

- Capacities 1/3 to 85 tons.
- Hot dip galvanized or electric galvanized.
- Drop forged, quenched and tempered with alloy pins.
- Working load limit permanently shown on every shackle.
- Max proof load is 2.2 times of the working load limited.
- Min. Breaking strength is 6 times or 4 times of the W.L.L. as requirement.

Nominal Size (in)	W.L.L. (t)	Dimension (in)			Weight (kg/pc)
		A	B	C	
3/16	1/3	0.38	0.25	0.88	0.02
1/4	1/2	0.47	0.31	1.13	0.05
5/16	3/4	0.53	0.38	1.22	0.09
3/8	1	0.66	0.44	1.44	0.14
7/16	1-1/2	0.75	0.50	1.69	0.17
1/2	2	0.81	0.63	1.88	0.29
5/8	3-1/4	1.06	0.75	2.38	0.63
3/4	4-3/4	1.25	0.88	2.81	1.02
7/8	6-1/2	1.44	1	3.31	1.53
1	8-1/2	1.69	1.13	3.75	2.41
1-1/8	9-1/2	1.81	1.25	4.25	3.09
1-1/4	12	2.03	1.38	4.69	4.31
1-3/8	13-1/2	2.25	1.50	5.25	6.01
1-1/2	17	2.38	1.63	5.75	7.80
1-3/4	25	2.88	2	7	13.78
2	35	3.25	2.25	7.75	20.41
2-1/2	55	4.13	2.75	10.5	38.90
3	85	5	3.25	13	72

US Type Forged Screw Pin Chain Shackle G210/S210



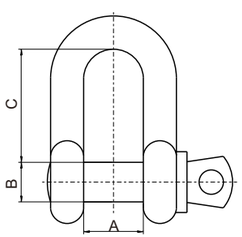

Screw pin anchor shackle meet the requirements of federal specification RR-C-271D type 1VA, grade A, class 2

- Capacities 1/3 to 85 tons.
- Hot dip galvanized or electric galvanized.
- Drop forged, quenched and tempered with alloy pins.
- Working load limit permanently shown on every shackle.
- Max proof load is 2.2 times of the working load limited.
- Min. Breaking strength is 6 times or 4 times of the W.L.L. as requirement.

Nominal Size (in)	W.L.L. (t)	Dimension (in)			Weight (kg/pc)
		A	B	C	
1/4	1/2	0.47	0.31	0.97	0.05
5/16	3/4	0.53	0.38	1.07	0.08
3/8	1	0.66	0.44	1.28	0.13
7/16	1-1/2	0.75	0.50	1.48	0.20
1/2	2	0.81	0.63	1.66	0.27
5/8	3-1/4	1.06	0.75	2.04	0.57
3/4	4-3/4	1.25	0.88	2.40	1.19
7/8	6-1/2	1.44	1	2.86	1.43
1	8-1/2	1.69	1.13	3.24	2.15
1-1/8	9-1/2	1.81	1.25	3.61	3.06
1-1/4	12	2.03	1.38	3.97	4.11
1-3/8	13-1/2	2.25	1.50	4.43	5.28
1-1/2	17	2.38	1.63	4.84	7.23
1-3/4	25	2.88	2	5.78	12.13
2	35	3.25	2.25	6.77	19.19
2-1/2	55	4.13	2.75	8.07	32.27
3	85	5	3.25	8.56	42.50

US Type Forged Bolt Type Shackle G2130/S2130



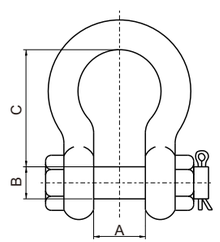

Bolt-type anchor shackle meet the requirements of federal specification RR-C-271D type 1VA, grade A, class 2

- Capacities 1/2 to 150 tons.
- Hot dip galvanized or electric galvanized.
- Drop forged, quenched and tempered with alloy pins.
- Working load limit permanently shown on every shackle.
- Max proof load is 2.2 times of the working load limited.
- Min. Breaking strength is 6 times or 4 times of the W.L.L. as requirement.

Nominal Size (in)	W.L.L. (t)	Dimension (in)			Weight (kg/pc)
		A	B	C	
1/4	1/2	0.47	0.31	1.13	0.08
5/16	3/4	0.53	0.38	1.22	0.10
3/8	1	0.66	0.44	1.44	0.15
7/16	1-1/2	0.75	0.50	1.69	0.22
1/2	2	0.81	0.63	1.88	0.36
5/8	3-1/4	1.06	0.75	2.38	0.76
3/4	4-3/4	1.25	0.88	2.81	1.23
7/8	6-1/2	1.44	1	3.31	1.79
1	8-1/2	1.69	1.13	3.75	2.78
1-1/8	9-1/2	1.81	1.25	4.25	3.75
1-1/4	12	2.03	1.38	4.69	5.31
1-3/8	13-1/2	2.25	1.50	5.25	7.18
1-1/2	17	2.38	1.63	5.75	9.43
1-3/4	25	2.88	2	7	15.38
2	35	3.25	2.25	7.75	23.70
2-1/2	55	4.13	2.75	10.5	44.57
3	85	5	3.25	13	69.85
3-1/2	120	5.25	3.75	14.5	120.20
4	150	5.5	4.25	14.63	153.32

US Type Forged Bolt Type Shackle G2150/S2150



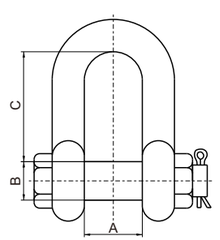

Bolt-type chain shackle meet the requirements of federal specification RR-C-271D type 1VA, grade A, class 1

- Capacities 1/2 to 150 tons.
- Hot dip galvanized or electric galvanized.
- Drop forged, quenched and tempered with alloy pins.
- Working load limit permanently shown on every shackle.
- Max proof load is 2.2 times of the working load limited.
- Min. Breaking strength is 6 times or 4 times of the W.L.L. as requirement.

Nominal Size (in)	W.L.L. (t)	Dimension (in)			Weight (kg/pc)
		A	B	C	
1/4	1/2	0.47	0.31	0.91	0.06
5/16	3/4	0.53	0.38	1.07	0.10
3/8	1	0.66	0.44	1.28	0.15
7/16	1-1/2	0.75	0.50	1.48	0.22
1/2	2	0.81	0.63	1.63	0.34
5/8	3-1/4	1.06	0.75	2	0.67
3/4	4-3/4	1.25	0.88	2.38	1.17
7/8	6-1/2	1.44	1	2.81	1.75
1	8-1/2	1.69	1.13	3.19	2.52
1-1/8	9-1/2	1.81	1.25	3.58	3.45
1-1/4	12	2.03	1.38	3.94	4.90
1-3/8	13-1/2	2.25	1.50	4.38	6.27
1-1/2	17	2.38	1.63	4.81	8.39
1-3/4	25	2.88	2	5.75	14.24
2	35	3.25	2.25	6.75	21.21
2-1/2	55	4.13	2.75	8	38.56
3	85	5	3.25	8.5	56.36
3-1/2	120	5.25	3.75	-	120
4	150	5.5	4.25	-	156